



Status and key developments

Status 2022

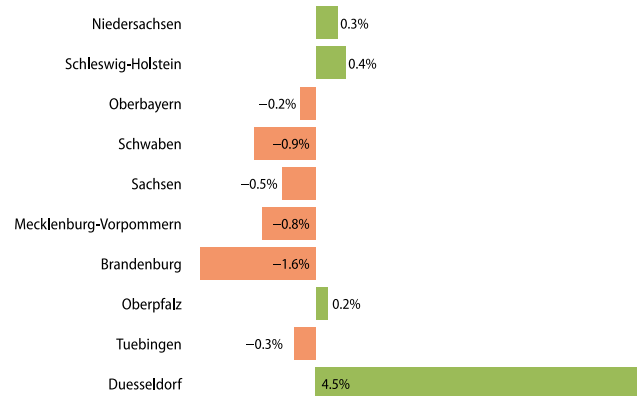
- No. **6** in the world milk production: **32.5** mill t SCM
- Dairy farm number: No. **69** in the world with **52,895** farms
- Milk price: **+6%** to world market
- Feed price: **-2%** to world market

Key developments 2017–2022

- Milk production **decreased** by **-0.2%** per year
- Farm number **decreased** by **-4.3%** per year
- Milk yield **increased** by **+1.8%** per year
- Top herd size class growth: ≥ 100 cows/farm: CAGR **-0.4%**

Top 10 regions - avg. annual milk production growth

2017 - 2022 - regions represent 69% of national milk production in 2022

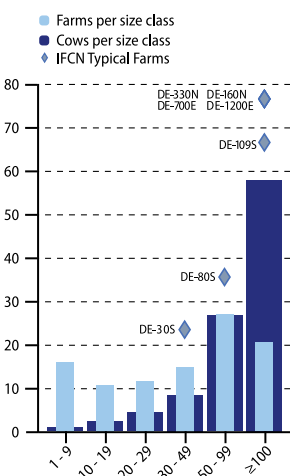


Key variables

	1996	2000	2004	2007	2010	2013	2016	2018	2020	2021	2022	Annual change	
												'12-'17	'17-'22
Milk production (cows')													
Production (mill t SCM)	29.57	28.87	28.86	28.79	29.99	31.51	32.94	33.18	33.67	33.04	32.50	+1.2%	-0.2%
Cows (in 1,000's)	5,195	4,564	4,287	4,087	4,182	4,268	4,218	4,101	3,921	3,833	3,810	+0.1%	-2.0%
Milk yield (t / cow / year)	5.69	6.33	6.73	7.04	7.17	7.38	7.81	8.09	8.59	8.62	8.53	+1.1%	+1.8%
Farm structure													
No. of dairy farms (in 1,000's)	186.0	138.5	113.5	99.0	91.6	79.5	69.2	62.8	57.3	54.8	52.9	-4.5%	-4.3%
Average farm size (cows / farm)	27.9	33.0	37.8	41.3	45.7	53.7	61.0	65.3	68.4	70.0	72.0	+4.8%	+2.4%
Prices in national currency													
Milk : feed price ratio	1.80	2.10	2.08	1.97	1.93	1.34	1.36	1.82	1.63	1.49	1.57	+6.1%	-3.5%
Cull cow (EUR / kg live weight)	1.1	1.2	1.1	1.3	1.4	1.9	1.7	1.8	1.7	2.0	2.7	-0.7%	+7.6%
Land - buy (EUR / ha)	10,394	9,081	9,233	9,205	11,854	16,381	22,300	25,485	26,777	29,545	32,599	+10.8%	+6.3%
Devaluation of EUR vs. USD	+15%	-18%	+10%	+22%	+18%	+18%	-2%	+5%	+1%	+5%	-7%	-2.8%	-1.3%

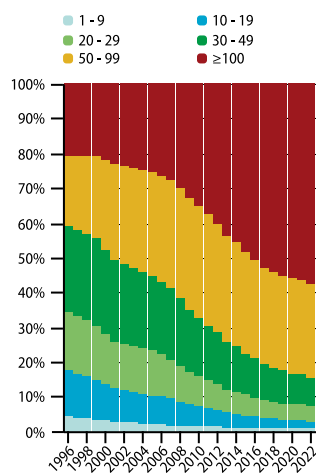
Farm structure

% of dairy farms and cows in size classes (2022)



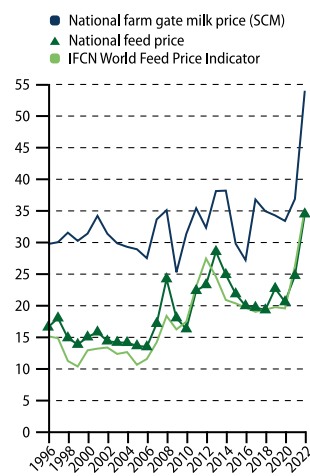
Farm structure

% of cows per herd size



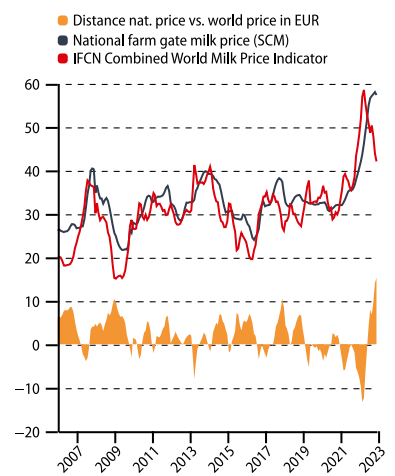
Milk and feed price

EUR / 100 kg



Monthly farm gate milk price

EUR / 100 kg SCM



Explanations

Sources: National statistics, FAO, IMF, Oanda, Eurostat, BLE, BMELV, AMI. 2022 data preliminary and partly estimated. **Estimates done for:** Land purchase price: 2022, based on growth rates from various regions. Cull cow price: 2022, based on growth rates for several slaughtering houses. **Devaluation:** Changes based on 2017 Exchange rate: EUR/USD= 0.89. **Remarks:** Organic Cows' milk production: milk delivered to processors. **Regional data:** Milk production in natural fat and protein content.